



Phase Dynamics
Technology for Precision Measurements

Phase Dynamics, Inc.
1343 Columbia Drive
Suite 405, Richardson, TX
E-Mail sales@phasedynamics.com
Tel: 972-680-1550
Fax: 972-680-3262

“Pro-Cut” TRUCK UNLOAD Water Cut Analyzer



Do you Really Know Your Water Cut?

- Quick and Simple Analysis
- Reproducibility Exceeds Centrifuge Method
- Less Than 1 Minute Analysis!
- Reduces Analysis Time Up To 15 Minutes per Truck Load
- Temperature Probe Included
- CSA and FM Approved

This analyzer is used as a Pour In Water Cut Measurement for truck unloading of petroleum products. Typically a trucker will pull a sample of approximately 1 liter and run centrifuge tests for water content. Typically this requires about 10-15 minutes of time. The Phase Dynamics system allows the trucker to shake the sample, pour it into the analyzer and then directly read the water cut.

The innovative technology of Phase Dynamics' Full and Low Range Analyzers offers the most accurate measurement possible. The Analyzer has been used on custody transfer pipeline installations for many major oil companies. Phase Dynamics utilizes the unique, patented, "Load Pull" technology which provides for this outstanding capability.

Although the operator will never have to change any settings, all of the functions of the analyzers are easily accessed through the front panel by four push button switches. The LCD Display indicates the Water Cut value as well as temperature. Electronics are available in NEMA-4 or explosion proof enclosures.

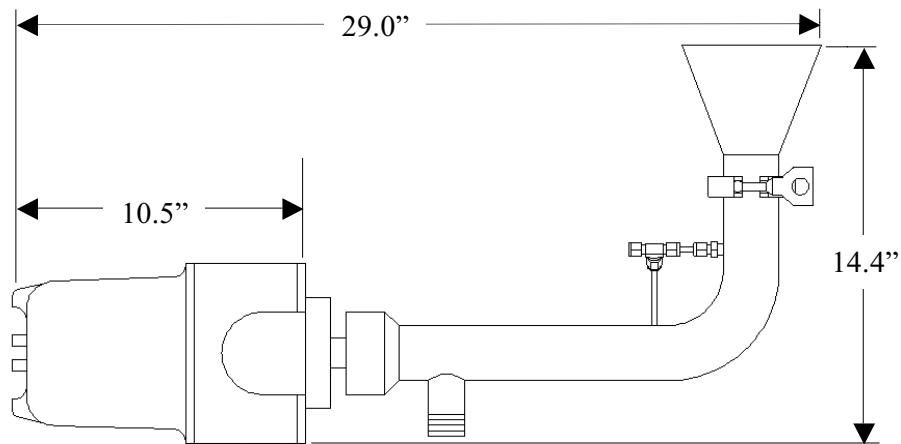
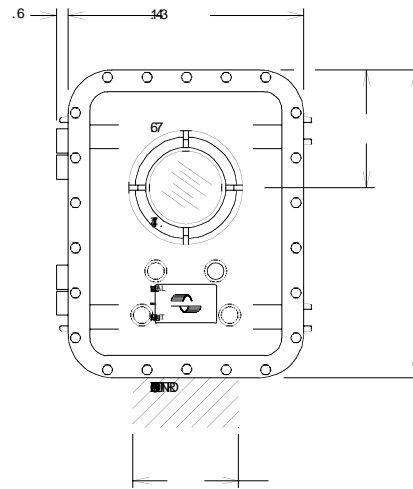
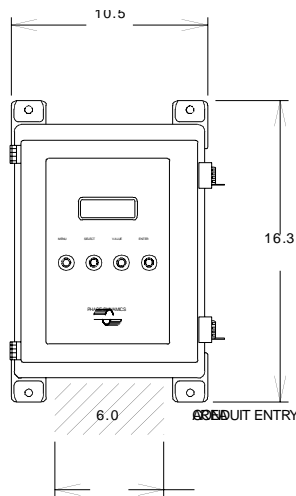
Specifications Pro-Cut Water Cut Analyzer

PARAMETER	Specification
RANGE	0-Inversion
ACCURACY*	+/- 1.0% Oil Phase Only
REPEATABILITY	+/- 0.5%
RESOLUTION	0.10%
FLUID TEMPERATURE	60 - 220°F
SALINITY	Not Applicable

- a) Accuracy depends upon how well the crude oil holds up the water.
- b) If two or three drops of a Sodium Hydroxide solution are shaken into the crude before pouring it into the analyzer, this will aid in maintaining an emulsion.

Measurement Procedure:

1. Pour in Fluids
2. Wait 5 seconds or until water cut is steady
3. Read water cut
4. If water continuous emulsion exists, display will go to 100% and alarm relay will close, perform shake out
5. Open lower line to dump fluids



For more Information
Visit Our Web Site at: WWW.PHASEDYNAMICS.COM

Technology for Precision Measurements

